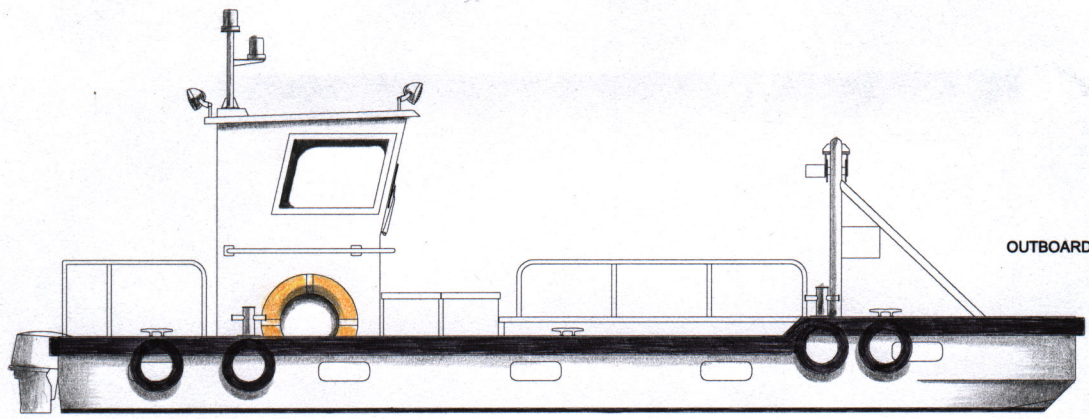


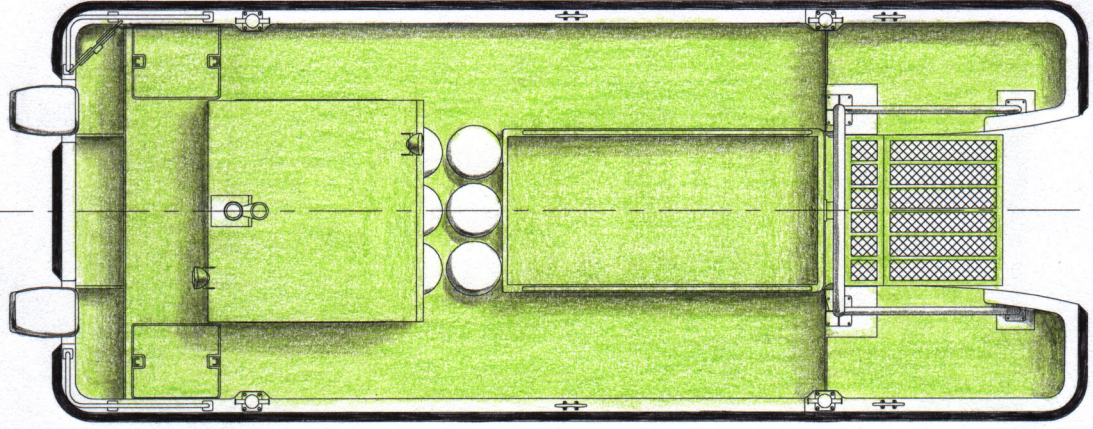


PRINCIPAL PARTICULARS


LENGTH O.A.	8.00 M
BREADTH MLD.	3.20 M
DEPTH MLD.	0.50 M
DESIGN DRAFT MLD.	0.30 M
MAXIMUM SPEED	9.00 Kts
CRUISING SPEED	6.00 Kts
CRUISING RANGE	180 N.M.
COMPLEMENT	2 P




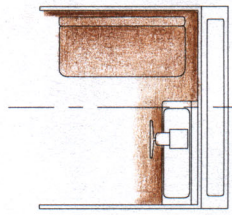
OUTBOARD PROFILE



DECK PLAN



INBOARD PROFILE



LOWER DECK PLAN

F0 F5 F10 F15

